

Product: ESE 50 TP





Liquid cooling



50 Hz



Three-phase



Diesel



DIESEL GENERATOR ESE 50 TP	STANDBY POWER (ESP)	PRIME POWER (PRP)
Power (kVA)	50	45
Power (kW)	40	36
Speed (rpm)	1500	
Voltage (V)	400/ 230	
Powe factor (cos phi)	0,8	
Amperage (Amp)	65	

Endress Zenessis Group S.R.L. certifications:
ISO 9001: 2008, ISO 14001: 2005, ISO 18001 : 2008.

ZENESSIS generators are CE compliant, and are tested according to the EU legislation on noise levels 2000/14 / EC.

Reference ambient conditions: 1000 mbar; 25° C; 30% relative humidity; power according to ISO 3046 / ISO 8528 standards.

Prime power (PRP) – ISO 8528

Prime power (PRP) represents the continuous power a generator is able to provide continuously while supplying a variable electrical load when operating for an unlimited number of hours per year, under the agreed operating conditions, maintenance intervals and procedures being performed as prescribed by the manufacturer.

Standby Power (ESP) – ISO 8528

Standby Power (ESP) is the maximum power available at a variable load, under the operating conditions provided, that a generator is able to provide in case of power failure or under test conditions, for maximum 200 working hours per year. Maintenance intervals and procedures being performed as prescribed by the manufacturer.

Endress Zenessis Group S.R.L.

Offices:

Bucharest: km 16 A1 – Ciorogarla, Sos. Bucuresti, Nr. 108

Production:

Germany, Flecken Apenburg-Winterfeld, Altensalzwedel, Dorfstraße 49, 29416 **Romania**,
Bocsa, jud. Caras – Severin, Str. Medresului, Nr. 17, 325300

1. DIESEL ENGINE

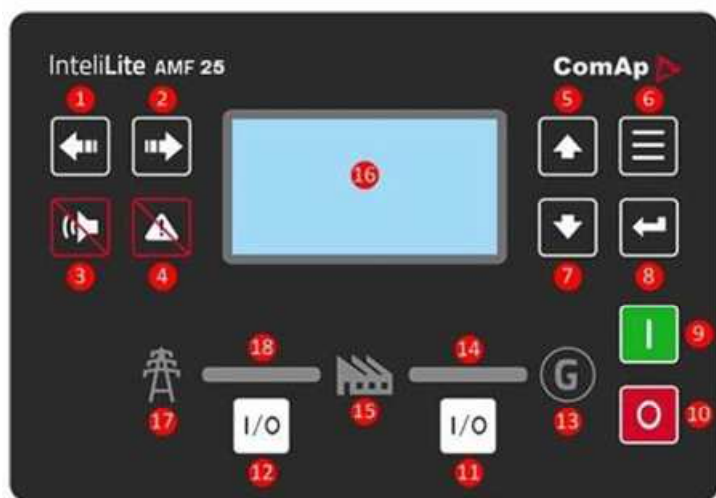
ENGINE SPECIFICATIONS	
Type	PERKINS
Model	1103A-33TG1
No. of cylinders & arrangement	3 in line
Induction system	Turbocharger
Cooling system	Liquid cooling
Standby power (kWm)	46,5
Speed (rpm)	1500
Displacement (l)	3,3
Bore & Stroke (mm)	105 x 127
Compression factor	17,25:1
Regulator	Electronic
Total oil capacity (l)	7.9
Coolant capacity of engine (l)	10,2
Fuel consumption at 100% load in prime mode (l/h)	10,8

2. ALTERNATOR

ALTERNATOR SPECIFICATIONS	Strathon / Marelli / Leroy Somer
Model	ECO 48 KW
Frequency (Hz)	50
Concept	Brushless, 4 poles
Phases	3 + n
Voltage(V)	400 / 230
Protection class	H
Excitation system	Electronic
Performance	93%
Protection	IP23
Certification test	EN 10204 : 2001

3. CONTROL PANEL

Made in metal box, IP54 degree, with lock. The control panel is equipped with the ComAp AMF25 control module, with the possibility of starting and stopping the generator, both in automatic and in electric mode. The control panel monitors the power grid and can command and control the ATS panel (automatic transfer switch).



1. Left button
2. Right button
3. HORN RESET button
4. FAULT RESET button
5. UP button
6. PAGE button
7. DOWN button
8. ENTER button
9. START button
10. STOP button
11. GCB button. Works in MAN and TEST modes only
12. MCB button. Works in MAN and TEST modes only
13. GENERATOR status indicator
14. GCB ON. Green LEDs are on if GCB is closed and Gen-set is healthy.
15. LOAD
16. Graphic B/W display, 132x64 pixels
17. MAINS status indicator
18. MCB ON. Green LEDs are on if MCB is closed and Mains is healthy

♦ Control panel standard specifications:

The command and control panel is mounted inside the casing, in a metal box with IP 54, equipped with a viewing glass, equipped with:

- ComAp AMF 25 command module
- Static battery charger
- Emergency stop button & circuit breaker fuses
- Overcurrent differential protection
- Protection relays

Configuration:

1. ComAp AMF 25 command module
2. Circuit Breaker protection
3. Locks
4. Alarm
5. START button ON/OFF
6. Hinges
7. Maintenance schedule
8. Metal box

♦ Command module standard specifications:

- Microprocessor control
- 132 x 64 pixel LCD display
- Programming on front panel as well as through PC software
- Control buttons and soft touch navigation
- Remote communication via USB or with optional modules via RS232, RS485, Ethernet or SMS
- Store 350 events with date and time
- Maintenance programming 3 levels
- Engine heater control – Optional



• Displays:

Engine: engine speed; oil pressure; coolant temperature; running time; battery voltage; maintenance data.

Alternator: voltage (L – L, L – N); current (L1 – L2 – L3); frequency; kW; Pf; kVAr; kWh, kVAh, kVarh; phase sequence.

Main network: voltage (L – L, L – N); frequency, mains ready; mains off; generator set ready, generator set disconnected, active power kW, apparent power kVA, reactive power kVA r, power factor, phase sequence.

- **Warning:** battery faulty charging, low battery voltage, fail to stop, low fuel level, overload, phase reversing, speed sensor failure.
- **Alarms:** low oil pressure, high engine temperature, under / over voltage, under / overfrequency, under / overvoltage, ECU fault -optional.
- **Status displays:** missed start, emergency stop, low oil pressure, high engine temperature, under / overspeed, under / overfrequency, under / overvoltage, oil sensor, phase rotation, overload, overcurrent group, phase reversal.

♦ **Static battery charger:** Made with TSD technology, with high efficiency. Protected for short-circuit currents, it can be used as a current source, input voltage 196-264 V, output voltage 27.6 V / 5A or 13.8 V / 5A.

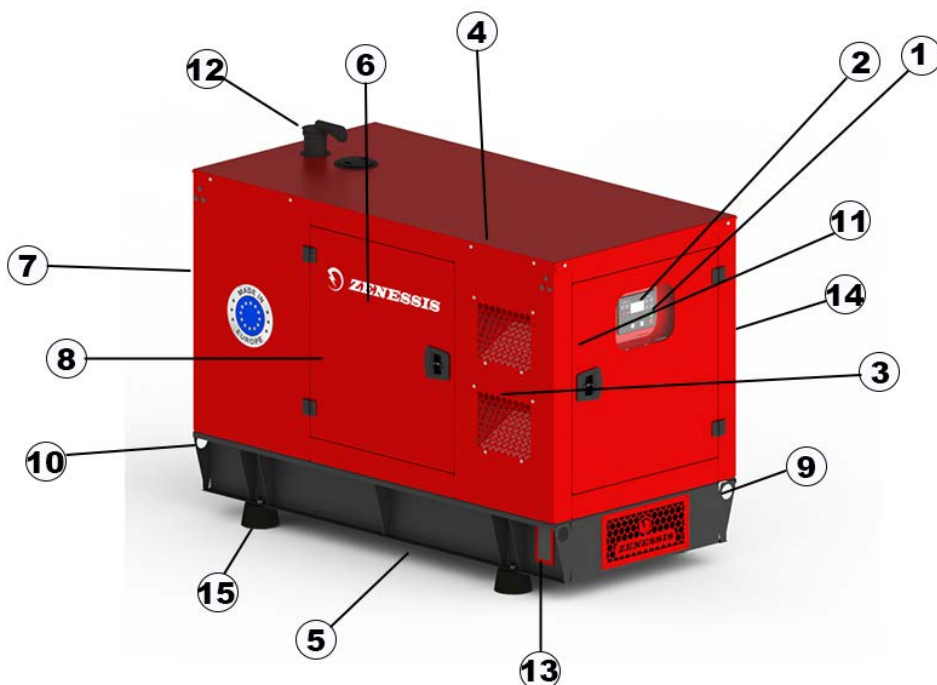
♦ Standards:

Electrical safety / EMC, BS EN 60950; BS EN 60950 – 6 – 2 EMC; BS EN 61000 – 6 – 4 EMC.

4. CANOPY

Made of galvanized steel, painted in electrostatic field, soundproofed. It is modularly designed with in-door access doors on all sides of the generator. The exhaust pan is residential type, mounted inside the casing. The carcasses are designed to optimize the cooling of the engine and alternator assembly, and can be mounted outdoors, providing protection against weathering and low noise levels.

1. Command module
2. View window
3. Access door for control modul
4. Points for crane lifting (optiona
5. Spaces for handling with the f
6. Engine and alternator access
7. Hot air outlet grills
8. Handles provided with locks
9. Fuel supply bus (optional)
10. „Sleigh chassis” fitted with lifti
pulling holes
11. Emergency button
12. Exhaust Gas Valve
13. Cable access space
14. Air intake grills
15. Protective pads



5. DIMENSIONS & WEIGHT

Opened generator sizes & weight	
Sizes (length x width x height) (mm)	2000 x 1010 x 1715
Weight (kg)	770
Fuel tank capacity (liters)	100
Noise level (from distance of 7m)	82 db
Closed generator sizes & weight	
Sizes (length x width x height) (mm)	2300 x 1010 x 1565
Weight (kg)	900
Fuel tank capacity (liters)	100
Noise level (from distance of 7m)	70 db

6. STANDARD FEATURES

Control & comand panel with indicators and measuring devices, IP 54 protection



Thermostatic heater for cooling liquid



Stating charger for charger



Oversized starting battery



Dinamic alternator for battery charging



Emergency stop button



Chassis with fuel tank dimensioned for an 8 hour autonomy



Protective pads



Vibration dampers



Metal hinges



Device for measuring fuel level



Access doors provided with locks



Electric lines protected by tubing and seal




System for manipulation with crane or forklift



Residential exhaust pipe



Fireproof antiphonic pillow



7. OPTIONAL FEATURES

Anti-condensation
embedding system
for electric panels



Liquid retention tray



Heating system for fuel/ oil



Liquid leak detection sensor



Circulation pump for heating
cooling liquid



Exterior fuel filler cap with lock



Oil evacuation pump



Fire extinguisher with internal
housing support



Motorized AAR, patented
invention ENDRESS-Patent
OSIM 00048/2015



Super soundproof housing



3/4 poles differential
protection



Intake air heating
spark plug



Sockets 400V/ 230V



Grounding electrodes



Fuel filter with
water detection



Fuel transfer
automatic pump



Bypass panel-patented
invention ENDRESS-Patent
OSIM 00010/ 2012



Mobile distribution panel
with 4 sockets



Auto trailer



Cable reel



Remote control start



Fire detector with automatic
shutdown generator set



Lack of grounding protection



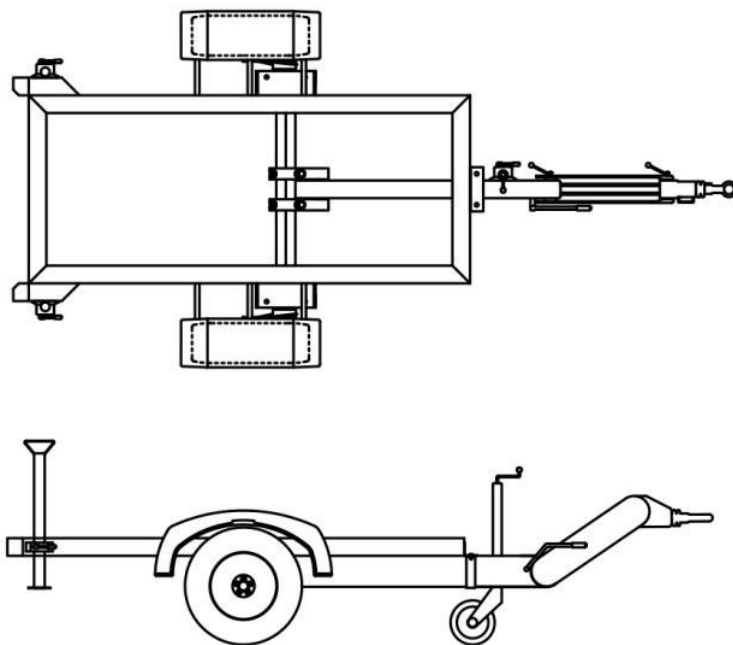
Fire extinguishing system
with inert gas



Interior lighting with
switches operated at
door opening



Optional:
RAR homologated auto trailer
Model: **EGR 1350**



Created in Germany – Assembled in Romania
Warranty: 24 months or 3000 operating hours



**ENDRESS PRODUCTS ARE IN A CONTINUOUS DEVELOPMENT AND
IMPROVEMENT PROCESS. FOR THIS REASON, ENDRESS ZENESSIS
GROUP PRESERVES THE RIGHT TO MODIFY THE INFORMATION FOUND IN THESE
LEAFLETS WITHOUT PRIOR NOTIFICATION**