

1. NATURAL GAS ENGINE

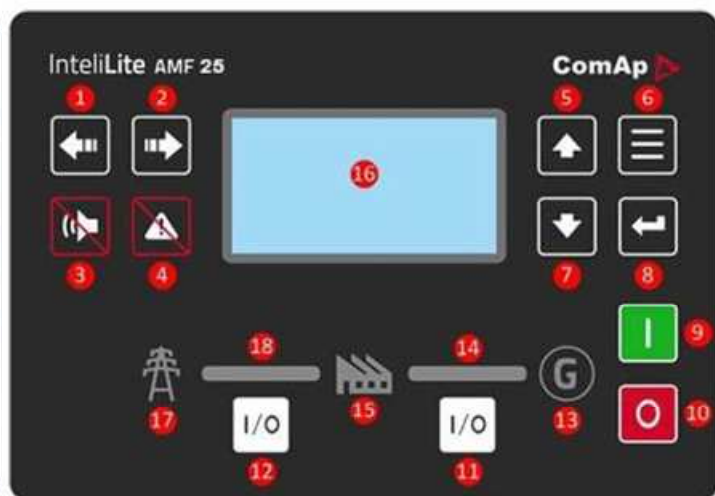
ENGINE SPECIFICATIONS	
Type	PSI
Model	4.3 L
No. of cylinders & arrangement	6 in V
Induction system	Natural aspiration
Cooling system	Liquid cooling
Standby power (kWm LP/NG)	45.52/44,16
Speed (rpm)	1500
Displacement (l)	4.3
Bore & Stroke (mm)	101.6 x 88
Compression factor	9,8:1
Regulator	Electronic
Total oil capacity (l)	4,25
Coolant capacity of engine (l)	7.3
Fuel consumption at 100% load in prime mode (kg / hr) NG/LP	NA/11.02

2. ALTERNATOR

ALTERNATOR SPECIFICATIONS	Marelli or Strathon
Model	MXB-E 180 MC4 or ECO 55 KW
Frequency (Hz)	50
Concept	Brushless, 4 poles
Phases	3 + n
Voltage (V)	400 / 230
Protection class	H
Excitation system	Electronic
Performance	93%
Protection	IP23
Certification test	EN 10204 : 2001

3. CONTROL PANEL

Made in metal box, IP54 degree, with lock. The control panel is equipped with the ComAp AMF25 control module, with the possibility of starting and stopping the generator, both in automatic and in electric mode. The control panel monitors the power grid and can command and control the ATS panel (automatic transfer switch).



1. Left button
2. Right button
3. HORN RESET button
4. FAULT RESET button
5. UP button
6. PAGE button
7. DOWN button
8. ENTER button
9. START button
10. STOP button
11. GCB button. Works in MAN and TEST modes only
12. MCB button. Works in MAN and TEST modes only
13. GENERATOR status indicator
14. GCB ON. Green LEDs are on if GCB is closed and Gen-set is healthy.
15. LOAD
16. Graphic B/W display, 132x64 pixels
17. MAINS status indicator
18. MCB ON. Green LEDs are on if MCB is closed and Mains is healthy

◆ Control panel standard specifications:

The command and control panel is mounted inside the casing, in a metal box with IP 54, equipped with a viewing glass, equipped with:

- ComAp AMF 25 command module
- Static battery charger
- Emergency stop button & circuit breaker fuses
- Overcurrent differential protection
- Protection relays

Configuration:

1. ComAp AMF 25 command module
2. Circuit Breaker protection
3. Locks
4. Alarm
5. START button ON/OFF
6. Hinges
7. Maintenance schedule
8. Metal box

◆ Command module standard specifications:

- Microprocessor control
- 132 x 64 pixel LCD display
- Programming on front panel as well as through PC software
- Control buttons and soft touch navigation
- Remote communication via USB or with optional modules via RS232, RS485, Ethernet or SMS
- Store 350 events with date and time
- Maintenance programming 3 levels
- Engine heater control – Optional

• Displays:

Engine: engine speed; oil pressure; coolant temperature; running time; battery voltage; maintenance data.

Alternator: voltage (L – L, L – N); current (L1 – L2 – L3); frequency; kW; Pf; kVA; kWh, kVAh, kVarh; phase sequence.


Main network: voltage (L – L, L – N); frequency, mains ready; mains off; generator set ready, generator set disconnected, active power kW, apparent power kVA, reactive power kVA r, power factor, phase sequence.

- **Warning:** battery faulty charging, low battery voltage, fail to stop, overload, phase reversing, speed sensor failure.
- **Alarms:** low oil pressure, high engine temperature, under / over voltage, under / overfrequency, under / overvoltage, ECU fault -optional.
- **Status displays:** missed start, emergency stop, low oil pressure, high engine temperature, under / overspeed, under / overfrequency, under / overvoltage, oil sensor, phase rotation, overload, overcurrent group, phase reversal.

◆ **Static battery charger:** Made with TSD technology, with high efficiency. Protected for short-circuit currents, it can be used as a current source, input voltage 196-264 V, output voltage 27.6 V / 5A or 13.8 V / 5A.

◆ Standards:

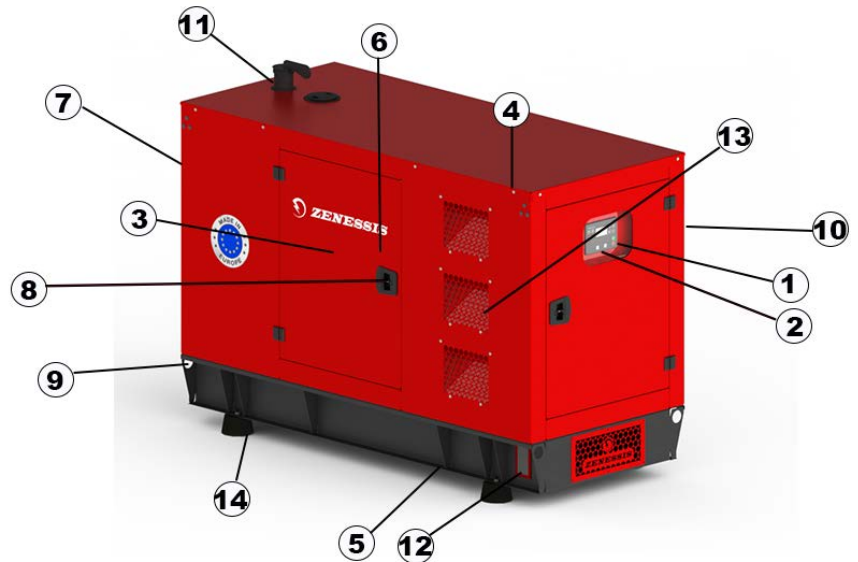
Electrical safety / EMC, BS EN 60950; BS EN 60950 – 6 – 2 EMC; BS EN 61000 – 6 – 4 EMC.



4. HOUSING

Made of galvanized steel, painted in electrostatic field, soundproofed. It is modularly designed with in-door access doors on all sides of the generator. The exhaust pan is residential type, mounted inside the casing. The carcasses are designed to optimize the cooling of the engine and alternator assembly, and can be mounted outdoors, providing protection against weathering and low noise levels

1. Command module
2. View window
3. Access door for control module
4. Points for crane lifting (optional)
5. Spaces for handling with the forklift
6. Engine and alternator access door
7. Hot air outlet grills
8. Handles provided with locks
9. „Sleigh chassis” fitted with lifting/pulling holes
10. Emergency button
11. Exhaust Gas Valve
12. Cable access space
13. Air intake grills
14. Protective pads



5. DIMENSIONS & WEIGHT

Opened generator sizes & weight	
Sizes (length x width x height) (mm)	2000 x 1010 x 1715
Weight (kg)	730
Noise level (from distance of 7m)	82 db
Closed generator sizes & weight	
Sizes (length x width x height) (mm)	2300 x 1010 x 1565
Weight (kg)	970
Noise level (from distance of 7m)	70 db

6. STANDARD FEATURES

Control & comand panel with indicators and measuring devices, IP 54 protection



Thermostatic heater for cooling liquid



Stating charger for charger



Oversized starting battery



Dinamic alternator for battery charging



Emergency stop button



Chassis with fuel tank dimensioned for an 8 hour autonomy



Protective pads



Vibration dampers



Metal hinges



Device for measuring fuel level



Access doors provided with locks



Electric lines protected by tubing and seal



System for manipulation with crane or forklift



7. OPTIONAL FEATURES

Anti-condensation embedding system for electric panels



Liquid retention tray



Heating system for oil



Liquid leak detection sensor



Circulation pump for heating cooling liquid



Remote monitoring & control system



Oil evacuation pump



Intake air heating spark plug



Motorized AAR, patented invention ENDRESS-Patent OSIM 00048/2015



Pocket system integrated in the chassis for lifting with forklift



AAR Transfer panel for 3/4 poles



Fire extinguisher with internal housing support



3/4 poles differential protection



Super soundproof housing



Sockets 400V/ 230V



Interior lighting with switches operated at door opening



Grounding electrodes



Bypass panel-patented invention ENDRESS-Patent OSIM 00010/ 2012



Fire extinguishing system with inert gas



Auto trailer



Mobile distribution panel with 4 sockets



Remote control start



Cable reel



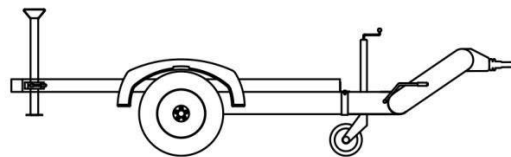
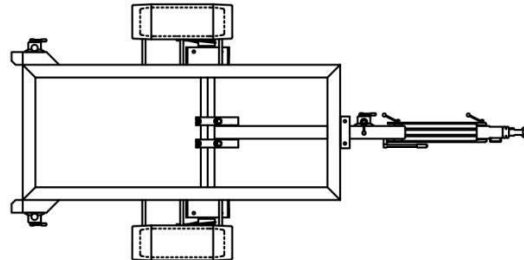
Lack of grounding protection



Fire detector with automatic shutdown generator set



Optional: RAR homologated auto trailer Model: EGR 1350



Created in Germany – Assembled in Romania
Warranty: 36 months or 3000 operating hours

ENDRESS PRODUCTS ARE IN A CONTINUOUS DEVELOPMENT AND IMPROVEMENT PROCESS. FOR THIS REASON, ENDRESS ZENESSIS GROUP RESERVES THE RIGHT TO MODIFY THE INFORMATION FOUND IN THESE LEAFLETS WITHOUT PRIOR NOTIFICATION