

**PRODUCT:**  
**ZEN 360 TSG****SCANIA**

Liquid cooling



50 Hz



Three-phase



Natural gas



GAS GENERATOR ZEN 360 TSG	CONTINUOUS POWER (COP)
Power (kVA)	360
Power (kW)	288
Speed (rpm)	1500
Voltage (V)	400/ 230
Power factor (cos phi)	0,8
Amperage (Amp)	430

**Endress Zenessis Group S.R.L. certifications:**  
**ISO 9001: 2008, ISO 14001: 2005, ISO 18001 : 2008.**

**ZENESSIS generators are CE compliant, and are tested according to the EU legislation on noise levels 2000/14 / EC.**

Reference ambient conditions: 1000 mbar; 25° C; 30% relative humidity; power according to ISO 3046 / ISO 8528 standards.

**Prime power (PRP) – ISO 8528**

Prime power (PRP) – represents the continuous power a generator is able to provide continuously while supplying a variable electrical load when operating for an unlimited number of hours per year, under the agreed operating conditions, maintenance intervals and procedures being performed as prescribed by the manufacturer.

**Standby Power (ESP) – ISO 8528**

Standby Power (ESP) is the maximum power available at a variable load, under the operating conditions provided, that a generator is able to provide in case of power failure or under test conditions, maintenance intervals and procedures being performed as prescribed by the manufacturer.

**Endress Zenessis Group S.R.L.**

**Offices:**

Bucharest: km 16 A1 – Ciorogarla, Sos. Bucuresti, Nr. 108

D38486 Apenburg - Winterfeld, In Altensalzwedel 49

**Production:**

Romania, Bocsă, Str. Medresului, Nr. 17, Caras-Severin County.

## 1. NATURAL GAS ENGINE

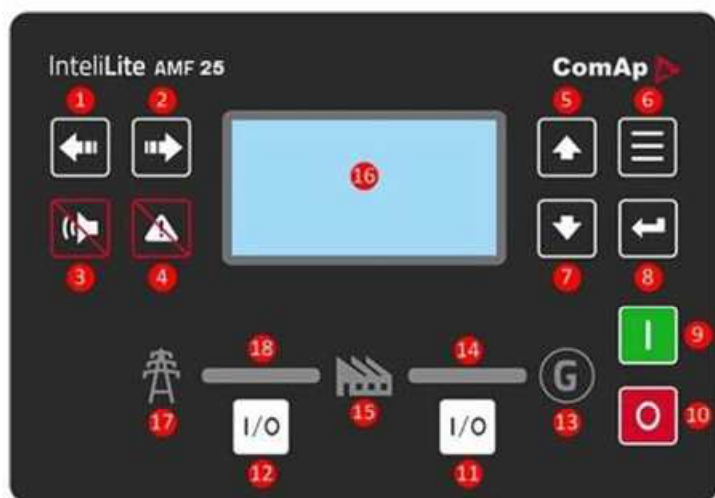
ENGINE SPECIFICATIONS	
Type	SCANIA
Model	OC16 071A
No. of cylinders & arrangement	8 in V
Fuel injection system	Zero pressure venturi gas feed fuel
Cooling system	Liquid cooling
Standby power (kWm)	330
Speed (rpm)	1500
Displacement (l)	16.4
Bore & Stroke (mm)	130 x 154
Compression factor	12,2:1
Regulator	ECU
Total oil capacity (l)	48
Coolant capacity of engine (l)	68
Fuel consumption at full load in COP mode (g/kWh)	94

## 2. ALTERNATOR

ALTERNATOR SPECIFICATIONS		Leroy Somer
Model		TAL 046 H
Frequency (Hz)		50
Concept		Brushless, 4 poles
Phases		3 + n
Voltage (V)		400 / 230
Protection class		H
Excitation system		Electronic
Performance		93%
Protection		IP23
Certification test		EN 10204 : 2001

## 3. CONTROL PANEL

Made in metal box, IP54 degree, with lock. The control panel is equipped with the ComAp AMF25 control module, with the possibility of starting and stopping the generator, both in automatic and in electric mode. The control panel monitors the power grid and can command and control the ATS panel (automatic transfer switch).



1. Left button
2. Right button
3. HORN RESET button
4. FAULT RESET button
5. UP button
6. PAGE button
7. DOWN button
8. ENTER button
9. START button
10. STOP button
11. GCB button. Works in MAN and TEST modes only
12. MCB button. Works in MAN and TEST modes only
13. GENERATOR status indicator
14. GCB ON. Green LEDs are on if GCB is closed and Gen-set is healthy.
15. LOAD
16. Graphic B/W display, 132x64 pixels
17. MAINS status indicator
18. MCB ON. Green LEDs are on if MCB is closed and Mains is healthy

### ◆ Control panel standard specifications:

The command and control panel is mounted inside the casing, in a metal box with IP 54, equipped with a viewing glass, equipped with:

- ComAp AMF 25 command module
- Static battery charger
- Emergency stop button & circuit breaker fuses
- Overcurrent differential protection
- Protection relays

### Configuration:

1. ComAp AMF 25 command module
2. Circuit Breaker protection
3. Locks
4. Alarm
5. START button ON/OFF
6. Hinges
7. Maintenance schedule
8. Metal box



### ◆ Command module standard specifications:

- Microprocessor control
- 132 x 64 pixel LCD display
- Programming on front panel as well as through PC software
- Control buttons and soft touch navigation
- Remote communication via USB or with optional modules via RS232, RS485, Ethernet or SMS
- Store 350 events with date and time
- Maintenance programming 3 levels
- Engine heater control – Optional

### • Displays:

**Engine:** engine speed; oil pressure; coolant temperature; running time; battery voltage; maintenance data.

**Alternator:** voltage (L – L, L – N); current (L1 – L2 – L3); frequency; kW; Pf; kVAr; kWh, kVAh, kVarh; phase sequence.

**Main network:** voltage (L – L, L – N); frequency, mains ready; mains off; generator set ready, generator set disconnected, active power kW, apparent power kVA, reactive power kVA r, power factor, phase sequence.

• **Warning:** battery faulty charging, low battery voltage, fail to stop, low fuel level, overload, phase reversing, speed sensor failure.

• **Alarms:** low oil pressure, high engine temperature, under / over voltage, under / overfrequency, under / overvoltage, ECU fault -optional.

• **Status displays:** missed start, emergency stop, low oil pressure, high engine temperature, under / overspeed, under / overfrequency, under / overvoltage, oil sensor, phase rotation, overload, overcurrent group, phase reversal.

◆ **Static battery charger:** Made with TSD technology, with high efficiency. Protected for short-circuit currents, it can be used as a current source, input voltage 196-264 V, output voltage 27.6 V / 5A or 13.8 V / 5A.

### ◆ Standards:

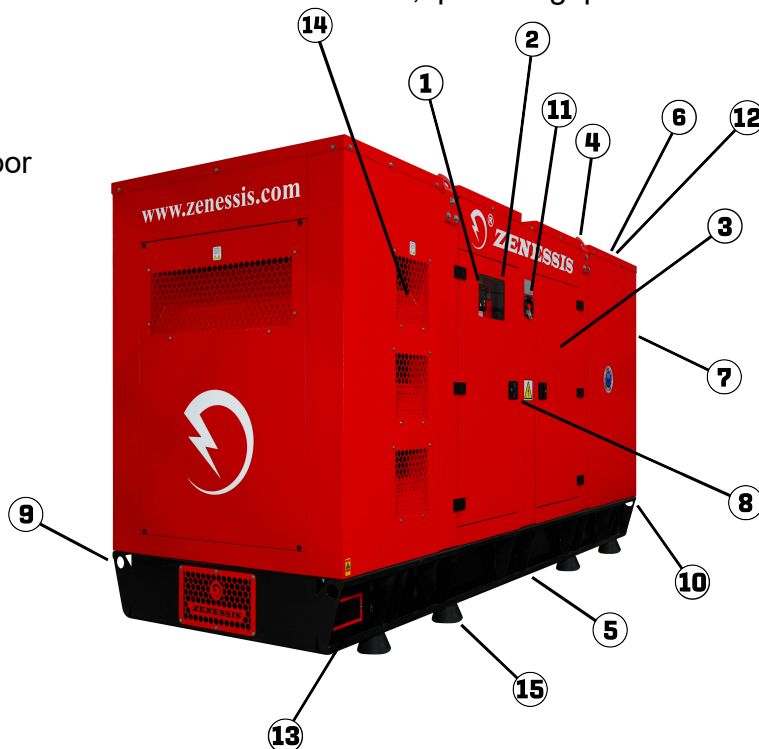
Electrical safety / EMC, BS EN 60950; BS EN 60950 – 6 – 2 EMC; BS EN 61000 – 6 – 4 EMC.



### 4. CANOPY

Made of zinc plate steel, painted in electrostatic field, soundproofed, fire protect. It is modularly designed with in-door access doors on all sides of the generator. The exhaust pan is residential type, mounted inside the casing. The carcasses are designed to optimize the cooling of the engine and alternator assembly, and can be mounted outdoors, providing protection against weathering and low noise levels

1. Control panel
2. Access door for control module
3. Engine and alternator access door
4. Points for crane lifting
5. Retention tray (optional)
6. Radiator cap
7. Hot air outlet grills
8. Handles provided with locks
9. Lifting/pulling holes
10. Base frame
11. Emergency button
12. Exhaust Gas Valve
13. Cable access space
14. Air intake grills
15. Rubber legs



### 5. DIMENSIONS & WEIGHT

Opened generator sizes & weight	
Sizes (length x width x height) (mm)	4000 x 1460 x 2610
Weight (kg)	2700
Noise level (from distance of 7m)	82 db
Closed generator sizes & weight	
Sizes (length x width x height) (mm)	4400 x 1650 x 2310
Weight (kg)	3500
Noise level (from distance of 7m)	70 db

### 6. STANDARD FEATURES

Control & comand panel with indicators and measuring devices, IP 54 protection



Thermostatic heater for cooling liquid



Stating charger for charger



Oversized starting battery



Dinamic alternator for battery charging



Emergency stop button



Vibration dampers



Rubber legs



Electric lines protected by tubing and seal



Metal hinges




Residential exhaust pipe



Access doors provided with locks



Fireproof antiphonic pillow



System for manipulation with crane or forklift



## 7. OPTIONAL FEATURES

Anti-condensation  
embedding system  
for electric panels



Liquid retention tray



Heating system for oil



Liquid leak detection sensor



Circulation pump for heating  
cooling liquid



Oil evacuation pump



Fire extinguisher with internal  
housing support



Motorized AAR, patented  
invention ENDRESS-Patent  
OSIM 00048/2015



Super soundproof housing



3/4 poles differential  
protection



Intake air heating  
spark plug



Sockets 400V/ 230V



Grounding electrodes



Bypass panel-patented  
invention ENDRESS-Patent  
OSIM 00010/ 2012



Mobile distribution panel  
with 4 sockets



Auto trailer



Cable reel



Remote control start



Fire detector with automatic  
shutdown generator set




Lack of grounding protection



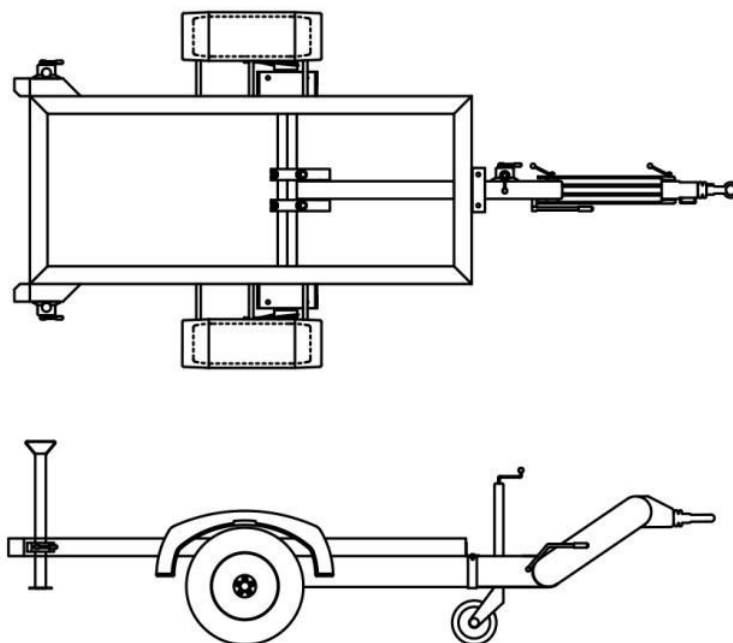
Fire extinguishing system  
with inert gas



Interior lighting with  
switches operated at  
door opening



**Optional:**  
RAR homologated auto trailer  
Model: **EGR 3500**



**Created in Germany – Assembled in Romania**  
**Warranty: 24 months or 3000 operating hours**



**ENDRESS PRODUCTS ARE IN A CONTINUOUS DEVELOPMENT AND  
IMPROVEMENT PROCESS. FOR THIS REASON, ENDRESS ZENESSIS  
GROUP PRESERVES THE RIGHT TO MODIFY THE INFORMATION FOUND IN THESE  
LEAFLETS WITHOUT PRIOR NOTIFICATION**